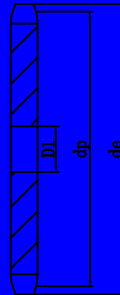


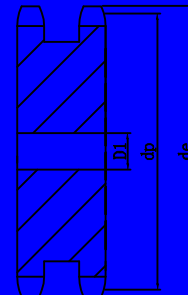
短节距精密滚子链链轮

Short pitch precision roller chain wheels

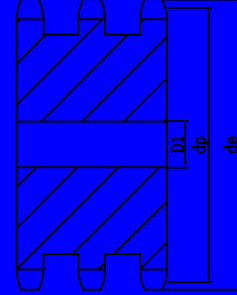
5/8"×3/8" 10B-1-2-3 GB1244-1997 DIN8187 ISO/R606		链轮齿部参数MM		
		节距	P	15.875
		滚子直径	d-φ	10.16
		元弧半径	r3	16
		倒角宽度	C	1.6
		齿宽	B1	9.1
齿宽	b1	9		
齿宽	B2	25.5		
齿宽	B3	42.10		



A型单排平片链轮
A type simplex plate wheels



A型双排平片链轮
A type duplex plate wheels



A型叁排平片链轮
A type triplex plate wheels

齿数 Z	外径 de	节径 dp	单排链轮 Simplex			双排链轮 Duplex			叁排链轮 Triplex		
			dm	D1	A	dm	D2	A	dm	D3	A
8	47	41.48	25	10	25	25	12	40	25	12	55
9	52.6	46.42	30	10	25	30	12	40	30	12	55
10	57.5	51.37	35	10	25	35	12	40	35	12	55
11	63	56.34	37	12	30	39	14	40	39	16	55
12	68	61.34	42	12	30	44	14	40	44	16	55
13	73	66.32	47	12	30	49	14	40	49	16	55
14	78	71.34	52	12	30	54	14	40	54	16	55
15	83	76.36	57	12	30	59	14	40	59	16	55
16	88	81.37	60	12	30	64	16	45	64	16	60
17	93	86.39	60	12	30	69	16	45	69	16	60
18	98.3	91.42	70	14	30	74	16	45	74	16	60
19	103.3	96.45	70	14	30	79	16	45	79	16	60
20	108.4	101.49	75	14	30	84	16	45	84	16	60
21	113.4	106.52	75	16	30	85	16	45	85	20	60
22	118	111.55	80	16	30	90	16	45	90	20	60
23	123.5	116.58	80	16	30	95	16	45	95	20	60
24	128.3	121.62	80	16	30	100	16	45	100	20	60
25	134	126.66	80	16	30	105	16	45	105	20	60
26	139	131.7	85	20	35	110	20	45	110	20	60
27	144	136.75	85	20	35	110	20	45	110	20	60
28	148.7	141.78	90	20	35	115	20	45	115	20	60
29	153.8	146.83	90	20	35	115	20	45	115	20	60
30	158.8	151.87	90	20	35	120	20	45	120	20	60
31	163.9	156.92	95	20	35	120	20	45	120	20	60
32	168.9	161.95	95	20	35	120	20	45	120	20	60
33	174.5	167	95	20	35	120	20	45	120	20	60
34	179	172.05	95	20	35	120	20	45	120	20	60
35	184.1	177.1	95	20	35	120	20	45	120	25	60
36	189.1	182.15	100	20	35	120	20	45	120	25	60
37	194.2	187.2	100	20	35	120	20	45	120	25	60
38	199.2	192.24	100	20	35	120	20	45	120	25	60
39	204.2	197.29	100	20	35	120	20	45	120	25	60
40	209.3	202.34	100	20	35	120	20	45	120	25	60
41	214.8	207.38	100	20	40	120	20	50	130	25	60
42	219.9	212.43	100	20	40	120	20	50	130	25	60
43	224.9	217.48	100	20	40	120	20	50	130	25	60
44	230	222.53	100	20	40	120	20	50	130	25	60
45	235	227.58	100	20	40	120	20	50	130	25	60
50	260.3	252.82	100	20	40	120	20	50	130	25	60
55	285.5	278.08	100	20	40	120	20	50	130	25	60
60	310.8	303.33	100	20	43	120	20	57	130	25	64

